

# Consolidated Financial Highlights

Penta-Ocean Construction Co., Ltd. and Consolidated Subsidiaries  
For the years ended March 31

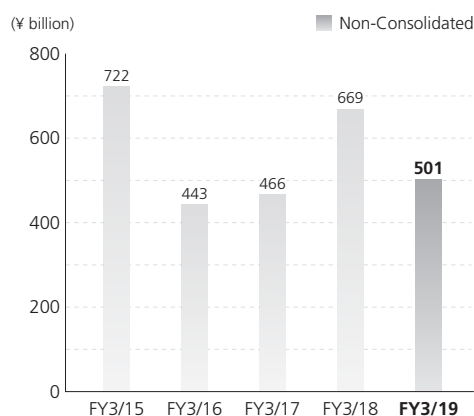
	Millions of yen		Thousands of U.S. dollars
	2018	2019	2019
Net sales	¥526,902	<b>¥541,949</b>	<b>\$4,882,866</b>
Total assets	418,824	<b>383,840</b>	<b>3,458,328</b>
Net assets excluding non-controlling interests	111,971	<b>126,517</b>	<b>1,139,896</b>
Ordinary income	25,683	<b>26,569</b>	<b>239,383</b>
Income before income taxes	25,290	<b>26,560</b>	<b>239,303</b>
Net income attributable to owners of parent	17,826	<b>18,899</b>	<b>170,279</b>
Cash dividends	4,003	<b>5,430</b>	<b>48,926</b>

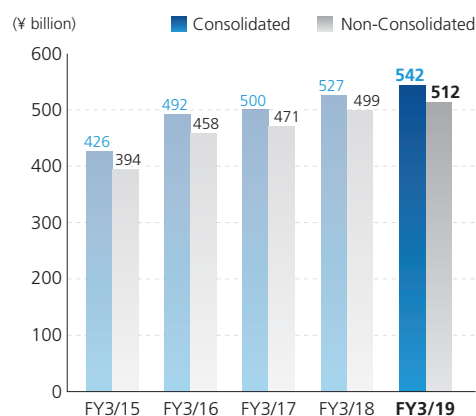
	Yen		U.S. dollars
	2018	2019	2019
Per share of common stock:			
Net assets excluding non-controlling interests	¥392.27	<b>¥443.36</b>	<b>\$3.99</b>
Net income attributable to owners of parent	62.41	<b>66.22</b>	<b>0.60</b>
Cash dividends	14.00	<b>19.00</b>	<b>0.17</b>

Note: Figures in U.S. dollars are converted for convenience only, at the rate of ¥110.99 per U.S.\$1, prevailing on March 31, 2019.

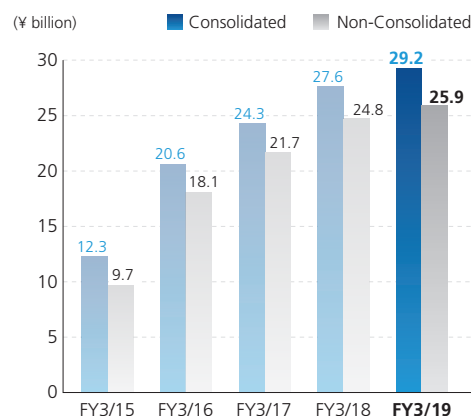
Orders Received



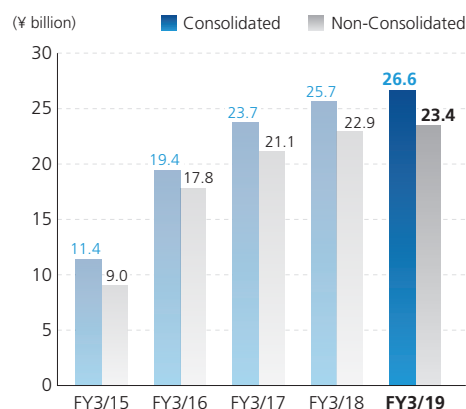
Net Sales



Operating Income



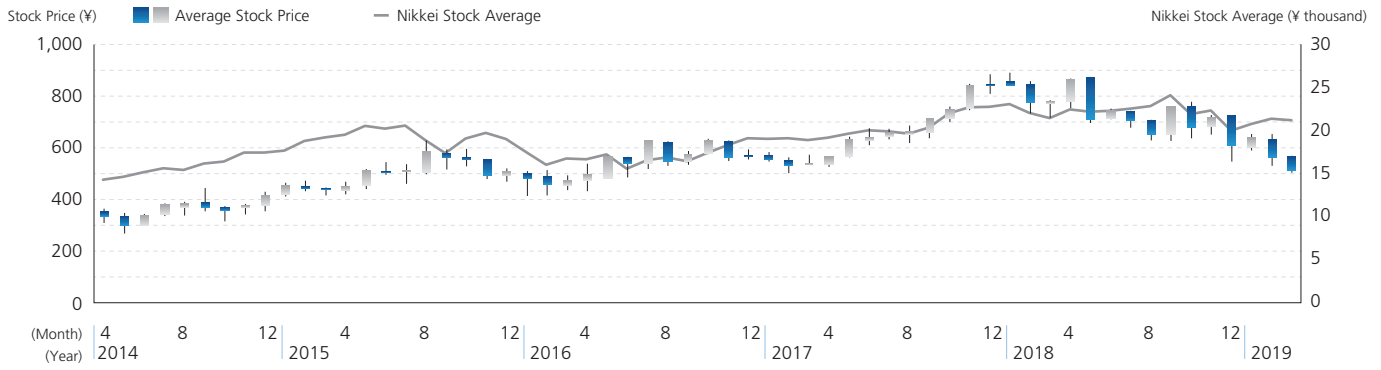
Ordinary Income



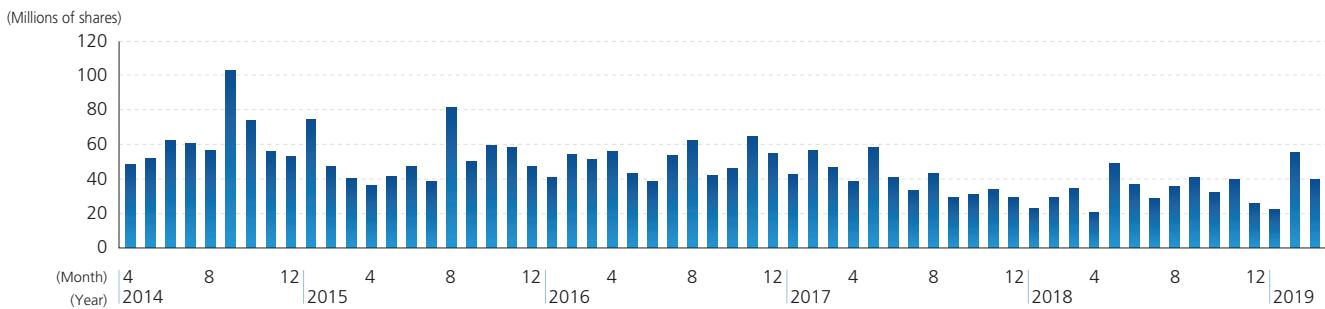
## Disclaimer

The information contained in this annual report concerning Penta-Ocean Construction Co., Ltd.'s forward-looking statements and management plans are based on information available to the company at the time that it was created. Please note that actual results may differ from the forecasts indicated here due to a variety of future factors.

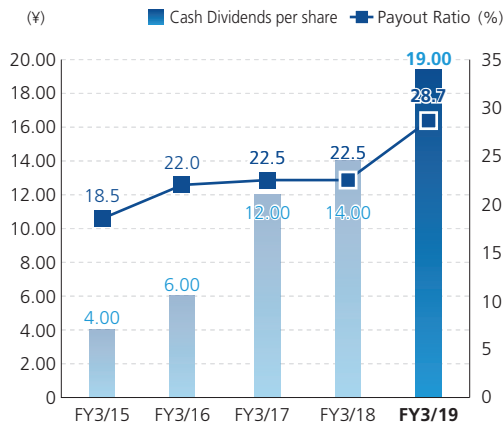
### Stock Price Range



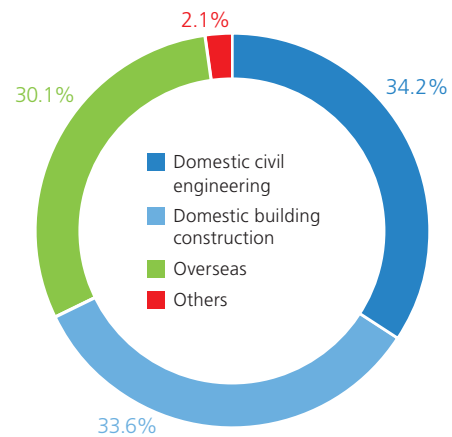
### Trading Volume



### Cash Dividends per Share and Payout Ratio



### Sales by Segments

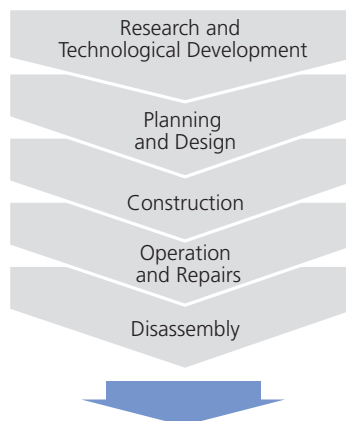


### Business Activities and Environmental Burden

#### INPUT

Power (kWh)*	18,710,484
Light oil (kL)	36,536
Heavy oil (kL)	23,544
Kerosene (kL)*	336
Concrete (t)	1,328,000
Asphalt concrete (t)	126,000
Rubble (m <sup>3</sup> )	1,016,000
Earth and sand (m <sup>3</sup> )	3,734,000

\* Site + office combined number



#### OUTPUT

Amount of CO <sub>2</sub> emissions (t-CO <sub>2</sub> )	126,511
Amount of construction waste (t)	485,000
Final disposal rate (%)	2.0
Recycling rate (%)	98.0
Amount of soil generated from construction (m <sup>3</sup> )	1,890,000

